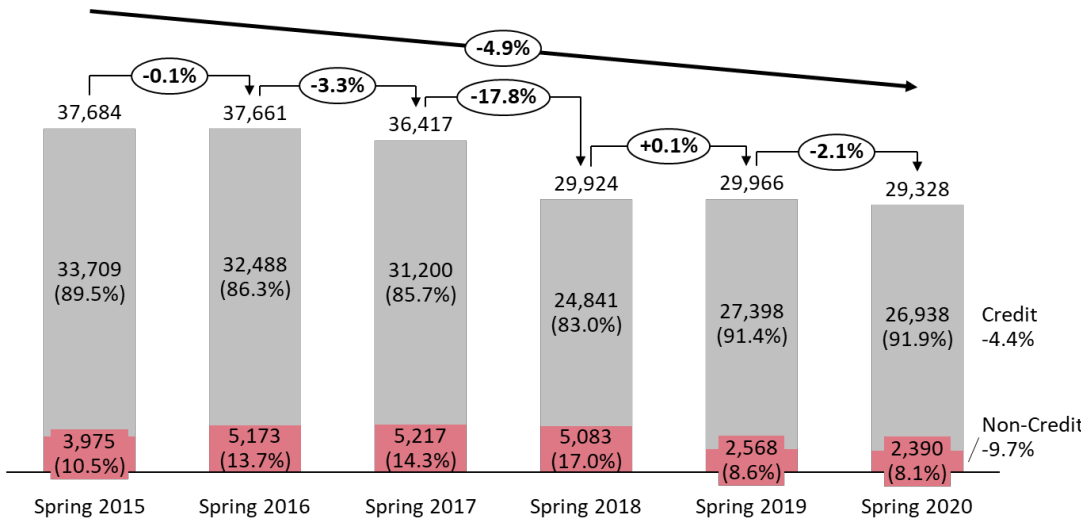
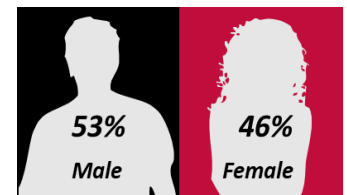


Spring 2020 enrollment: 29,328
92% credit and 8% non-credit

Student Profile:
Spring 2020



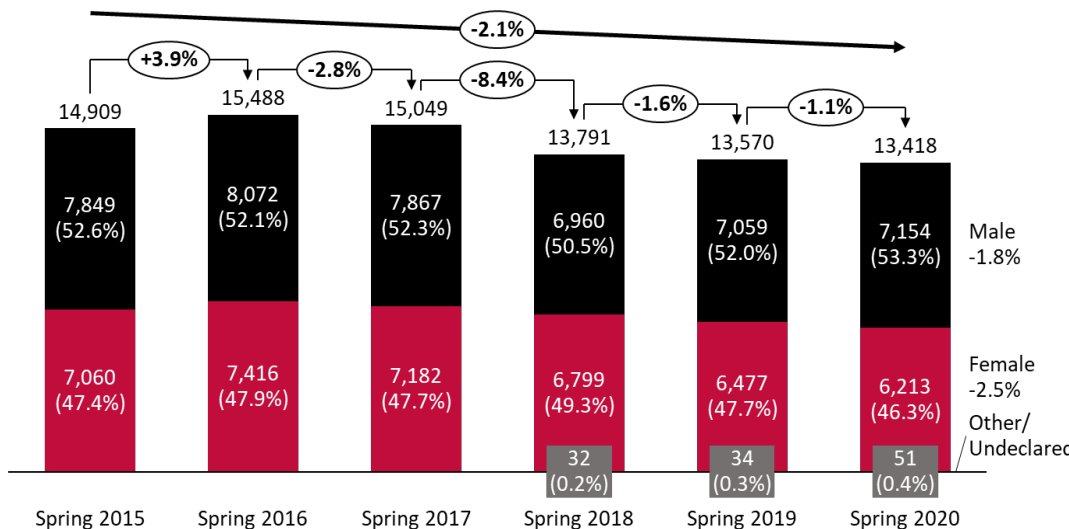
Gender



Age

- 26%** under 20
- 26%** 20 to 24
- 28%** 25 to 34
- 20%** 35 and over

Spring 2020 headcount: 13,418
53% male and 46% female



Ethnicity

- 14%** African-Am.
- 70%** Hispanic
- 12%** Other
- 4%** Unknown

Unit Load

- 19%** Full-time (≥12)
- 32%** Part-time (6-11.5)
- 44%** Part-time (<6)
- 5%** Non-credit