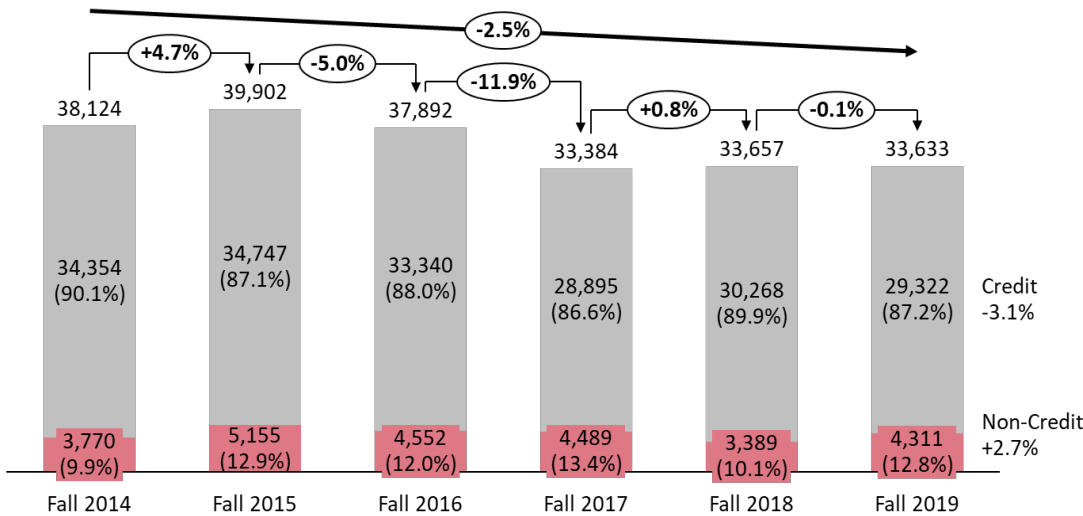
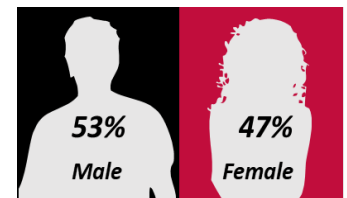


Fall 2019 enrollment: 33,633
87% credit and 13% non-credit

**Student Profile:
 Fall 2019**



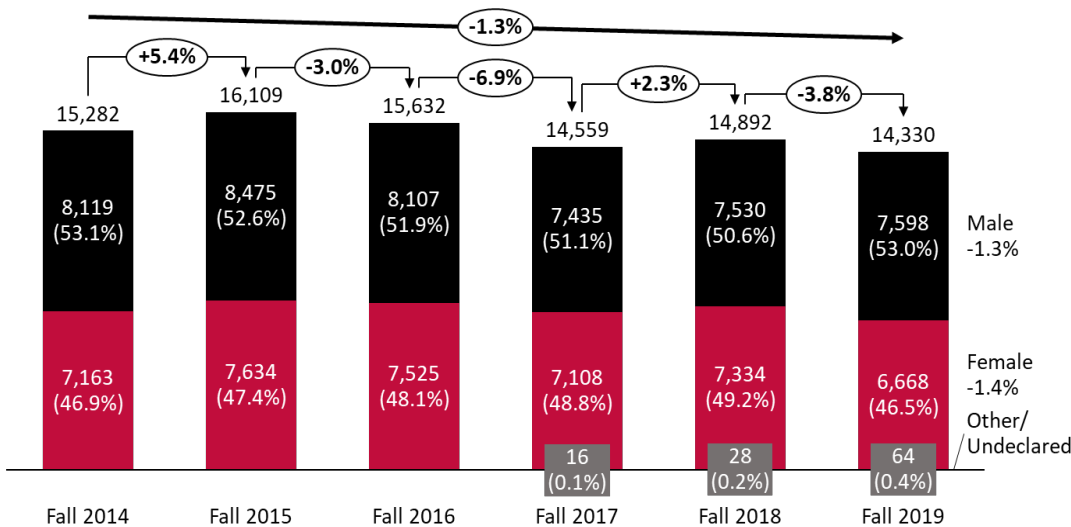
Gender



Age

- 28%** under 20
- 25%** 20 to 24
- 26%** 25 to 34
- 21%** 35 and over

Fall 2019 headcount: 14,330
53% male and 47% female



Ethnicity

- 15%** African-Am.
- 70%** Hispanic
- 11%** Other
- 4%** Unknown

Unit Load

- 21%** Full-time (≥12)
- 32%** Part-time (6-11.5)
- 40%** Part-time (<6)
- 7%** Non-credit